

CREDIT OPINION

28 June 2023

Update

Send Your Feedback

RATINGS

SBAB Bank AB (publ)

Domicile	Sweden
Long Term CRR	Aa3
Type	LT Counterparty Risk Rating - Fgn Curr
Outlook	Not Assigned
Long Term Debt	A1
Type	Senior Unsecured - Fgn Curr
Outlook	Stable
Long Term Deposit	A1
Type	LT Bank Deposits - Fgn Curr
Outlook	Stable

Please see the [ratings section](#) at the end of this report for more information. The ratings and outlook shown reflect information as of the publication date.

Contacts

Louise Welin +46.8.5179.1280
VP-Sr Credit Officer
louise.welin@moodys.com

Robert Dinic +46.85.179.1282
Associate Analyst
robert.dinic@moodys.com

Simon James Robin +44 207 772 5347
Ainsworth
Associate Managing Director
simon.ainsworth@moodys.com

Carola Schuler +49.69.70730.766
MD-Banking
carola.schuler@moodys.com

SBAB Bank AB (publ)

Update to credit analysis

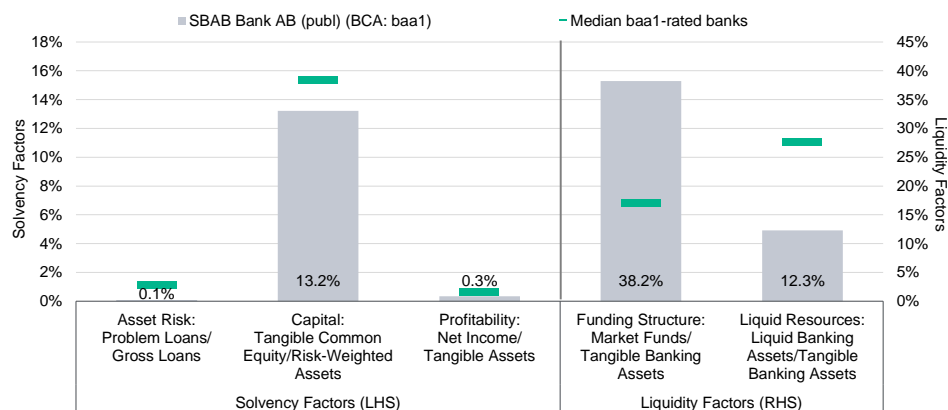
Summary

[SBAB Bank AB \(publ\)](#)'s (SBAB) baa1 Baseline Credit Assessment (BCA) reflects the bank's retail focus, its very strong asset quality focusing on Swedish mortgages, its robust capital along with its moderate profitability which is related to its focus on low risk mortgages. The bank's high reliance on market funding is mitigated by its large use of covered bonds and adequate liquidity.

SBAB's A1/P-1 long- and short-term deposit and senior unsecured debt ratings reflect the baa1 BCA, the results from our Advanced Loss Given Failure (LGF) analysis, leading to two notches of uplift for SBAB's deposit and senior unsecured debt ratings, along with our assumption of moderate support from its owner, the [Government of Sweden](#) (Aaa stable), resulting in an additional notch of uplift.

Exhibit 1

Rating Scorecard - Key financial ratios



These represent our [Banks Methodology](#) scorecard ratios. Asset risk and profitability ratios reflect the weaker of either the latest reported or three-year average ratios. The capital ratio is the latest reported figure. Funding structure and liquid resources ratios reflect latest fiscal year-end figures.

Source: Moody's Financial Metrics

Credit strengths

- » Very strong asset quality
- » Robust risk-based capital
- » An efficient mortgage lender

Credit challenges

- » Moderate profitability, related to being a low risk mortgage lender
- » High reliance on market funding, similar to most domestic peers
- » Moderate liquidity

Outlook

The stable outlook on SBAB's long-term deposit and senior unsecured debt ratings primarily reflects Moody's expectation that SBAB will be able to maintain its current financial performance, including its strong asset quality, good risk-based capital, and moderate but stable profitability over the next 12-18 months, despite lower economic growth and continued elevated inflation in the Swedish economy.

Factors that could lead to an upgrade

Factors that could lead to a rating upgrade include a significant improvement in profitability, without a corresponding increase in the bank's risk profile and a materially higher volume of deposits and liquid resources.

Factors that could lead to a downgrade

Conversely, factors that could lead to a downgrade of the bank's BCA include a deterioration in the bank's capital or recurring profitability, or if its risk profile were to increase because of increased exposure to more volatile sectors.

In addition, SBAB's deposit and senior unsecured ratings could be downgraded if its buffer of loss-absorbing liabilities were to decline considerably or if Moody's government support assumptions were lowered.

This publication does not announce a credit rating action. For any credit ratings referenced in this publication, please see the issuer/deal page on <https://ratings.moody.com> for the most updated credit rating action information and rating history.

Key indicators

Exhibit 2

SBAB Bank AB (publ) (Consolidated Financials) [1]

	03-23 ²	12-22 ²	12-21 ²	12-20 ²	12-19 ²	CAGR/Avg. ³
Total Assets (SEK Million)	630,477.8	601,473.0	552,470.0	501,264.0	463,732.0	9.9 ⁴
Total Assets (USD Million)	60,800.9	57,725.7	61,067.0	61,036.3	49,538.5	6.5 ⁴
Tangible Common Equity (SEK Million)	20,980.0	20,426.0	19,177.0	17,351.0	19,202.0	2.8 ⁴
Tangible Common Equity (USD Million)	2,023.2	1,960.4	2,119.7	2,112.7	2,051.3	(0.4) ⁴
Problem Loans / Gross Loans (%)	0.1	0.1	0.0	0.1	0.1	0.1 ⁵
Tangible Common Equity / Risk Weighted Assets (%)	13.2	13.3	13.8	13.3	15.9	13.9 ⁶
Problem Loans / (Tangible Common Equity + Loan Loss Reserve) (%)	2.0	1.8	1.2	1.4	1.5	1.6 ⁵
Net Interest Margin (%)	0.9	0.8	0.7	0.7	0.7	0.8 ⁵
PPI / Average RWA (%)	2.0	1.7	1.8	1.8	2.0	1.9 ⁶
Net Income / Tangible Assets (%)	0.4	0.3	0.4	0.3	0.4	0.4 ⁵
Cost / Income Ratio (%)	40.6	43.0	37.0	35.1	33.3	37.8 ⁵
Market Funds / Tangible Banking Assets (%)	38.1	38.2	41.2	40.9	41.2	39.9 ⁵
Liquid Banking Assets / Tangible Banking Assets (%)	15.7	12.3	10.6	9.9	12.6	12.2 ⁵
Gross Loans / Due to Customers (%)	272.0	279.4	322.3	311.8	294.1	295.9 ⁵

[–] Further to the publication of our revised methodology in July 2021, only ratios from annual 2020 onwards included in this report reflect the change in analytical treatment of the "high-trigger" Additional Tier 1 instruments. [1] All figures and ratios are adjusted using Moody's standard adjustments. [2] Basel III - fully loaded or transitional phase-in; IFRS. [3] May include rounding differences because of the scale of reported amounts. [4] Compound annual growth rate (%) based on the periods for the latest accounting regime. [5] Simple average of periods for the latest accounting regime. [6] Simple average of Basel III periods.

Sources: Moody's Investors Service and company filings

Profile

SBAB Bank AB (publ) (SBAB) was established in 1985 as The Swedish National Housing Finance Corporation by the Kingdom of Sweden (Government of Sweden) to finance government housing loans. In November 2010, it was awarded a full banking licence and began developing banking products and services. Subsequently, it was renamed SBAB Bank AB (publ). Since 2014, the bank has refocused its operations towards its core business areas of mortgages and residential financing, limiting its offerings of traditional banking products and services. The bank remains wholly owned by the Government of Sweden.

SBAB is a digital bank that provides residential mortgages, loans and savings accounts to individuals, corporates and tenant-owner associations throughout Sweden. Through partners, it also provides its mortgage customers with third-party insurance services. As of the end of February 2023, SBAB's reported market share in terms of Swedish retail mortgage lending was 8.5%. It reported total consolidated assets of SEK661 billion (\$58.4 billion) as of end-March 2023.

SBAB does not have any retail branch network. The bank distributes its products and services to individuals primarily through an internet platform and a call centre. It distributes its products and services to corporate customers and tenant-owner associations through personal contacts with representative offices in Stockholm, Gothenburg and Malmö.

Recent developments

Macroeconomic developments

Our [outlook](#) for Sweden's (Aaa, stable) banking system remains stable. We expect Swedish banks to weather an anticipated recession in 2023. Financial pressure on borrowers from inflation and rising interest rates will negatively affect asset quality. However, bank profitability will remain strong as higher rates support interest income, outweighing a limited rise in loan loss provisions. Swedish lenders will remain strongly capitalized. Geopolitical risks, particularly from the Russia-Ukraine conflict, remain significant.

Detailed credit considerations

A low risk mortgage portfolio based on strong industry-wide underwriting standards

Although higher interest rates will raise debt service costs for borrowers, we expect SBAB's asset quality to continue performing well because of its focus on low risk mortgage lending in Sweden. The bank's problem loans have remained very low for decades, and its problem loan (stage 3, IFRS9) ratio was 0.08% as of end-March 2023.

SBAB's loan book comprise almost only mortgages: single-family dwellings (68%), and tenant-owner associations and private multi-family dwellings (31%), with the remainder being marginal and including exposure to unsecured lending as of the end of March 2023. In line with legislation, loans are capped at 85% loan to value (LTV) and require amortisation down to 50%. As of the end of March 2023, the average LTV in SBAB's mortgage portfolio was 59% and SBAB's exposure to commercial properties was low and stood at less than 1% of total lending as of the same date.

The retail mortgage portfolio grew by 2.9% year-over-year during Q123, broadly in line with the market at 2.8%. SBAB has higher than average loan growth, but a large part of the new lending is to borrowers that are moving their existing mortgages to SBAB from other banks. Therefore, the loan portfolio has a low share of unseasoned borrowers and relatively lower LTVs compared to those purchasing a new property.

Like most other banks in Sweden, SBAB's share of lending at variable (i.e. three-month) rates is high and stood at 61% as of end March 2023, (up from 53% at year-end 2022) as rapidly rising interest rates have resulted in borrowers choosing variable rate over fixed rate loans. These borrowers are more exposed to interest rate changes. As SBAB, in line with domestic peers, applied a 6% stress rate when granting mortgages until recently, the rising mortgage rates [introduce limited risks](#) in the banks' mortgage portfolios albeit from ultralow levels. Furthermore, SBAB's pricing model gives a higher discount to customers with low to moderate LTVs, which supports the collateral values on new mortgages.

SBAB conducts stress tests on its outstanding loans with severe scenarios of higher interest rates, high unemployment and a dramatic drop in property prices. In these stressed scenarios, the bank performs well with expected credit losses not exceeding annual profit. In Sweden there is also full recourse on mortgages and the values of collateral to limit losses in the loan portfolio, even in an economic downturn.

The assigned Asset Risk score of aa2 reflects the initial score of aa1 and a one notch negative adjustment because of the bank's sector concentration towards the Swedish mortgage market.

Robust risk-based capitalisation and stress capital resilience, but low leverage ratio

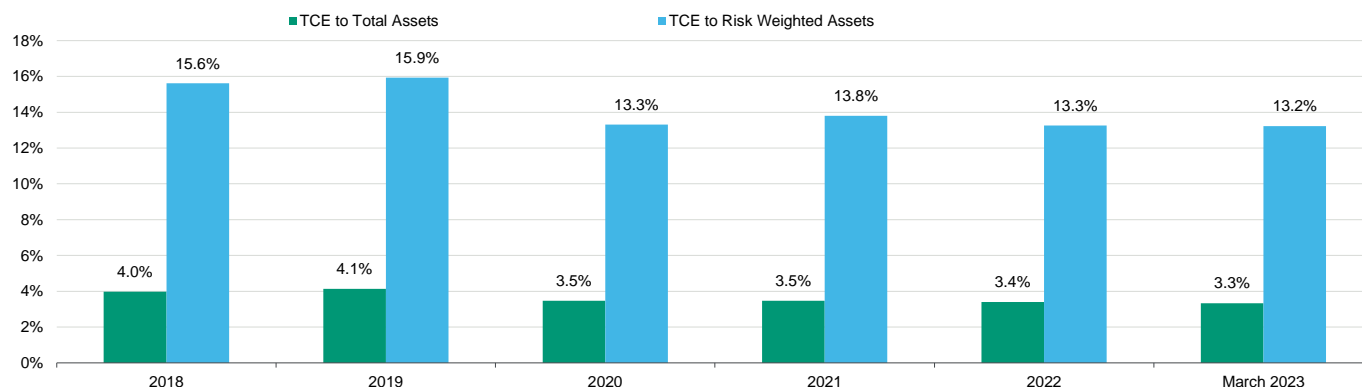
We view SBAB's capital position as strong, given its low risk profile. As of the end of March 2023, SBAB reported a Common Equity Tier 1 (CET1) capital ratio of 12.4%. The buffer to regulatory CET1 requirements amounted to 220 basis points (bps) as of 31 March 2023, in line with the bank's communicated target buffer of 100-300 bps.

The bank's capital buffer will, however, fall on 22 June 2023 when the countercyclical buffer rate will be raised to 2% (from the current 1%), albeit counterbalanced by the bank building capital buffers through lower dividends. Also, as part of the European Banking Package and following the completion of the supervisory review and evaluation process (SREP) in 2021, the Swedish FSA introduced a leverage ratio requirement of 3.3%, including a Pillar 2 guidance of 30 bps, compared to SBAB's reported leverage ratio of 4.0% as of March 2023. SBAB's total regulatory capital requirement as of the end of December 2022 was 14.9% including a Pillar 2 requirement of 3.35%¹.

The bank-specific Pillar 2 requirement relates to credit related concentration risk, interest rate risk in other operations, commercial real estate and previously identified weaknesses with SBAB's internal models. SBAB has updated its internal ratings-based model, and, in January 2023, the SFSA approved the bank's application for a new PD model for corporate exposures. The new model is expected to be implemented in the first half of 2023, while the new PD model for household exposures is still pending approval. The bank has a buffer of 2.5 percentage points above the total capital requirement. The bank's formal target decided by the Board is to have at least 0.6% buffer above the total capital requirement. In January 2022, the CEO introduced a supplementary CET capital headroom of 1-3 percentage points above the SFSA's requirements.

Exhibit 3

SBAB's capital ratios over time



The exhibit shows Moody's-adjusted figures.

Source: Moody's Investors Service

Whereas SBAB's leverage of 3.3% generally would warrant a downward adjustment in the assigned Capital score, we have not applied this as the 25% risk-weight that SBAB needs to hold for Swedish mortgages is driven by regulatory minimums which were implemented by the SFSA for systemic risk reasons, due to high household leverage, rather than based on the perceived credit risk of the loans. Risk-weights in other Nordic countries where regulators have not imposed a risk-weight floor tend to be significantly lower (around 15%). Also, SBAB's own IRB risk-weights stood at 3.6% at year-end 2022. It should be noted that [SBAB's CET1 ratio fell by around 20 percentage points at the time when the risk-weight floor was introduced, moving the capital add-on for mortgages from Pillar 2 to Pillar 1](#). Hence, the initial starting point (TCE/RWAs) is significantly lower as a result of the risk-weight floor being moved to Pillar 1.

In addition, SBAB's capital is very resilient to stress, and the bank performs as one of the strongest under the European Banking Authority's EU-wide stress test. We consider the bank's stress capital resilience as a strength, and assign a Capital score of a2 for SBAB.

Profitability will remain weaker than peers because of the focus on low-risk mortgages

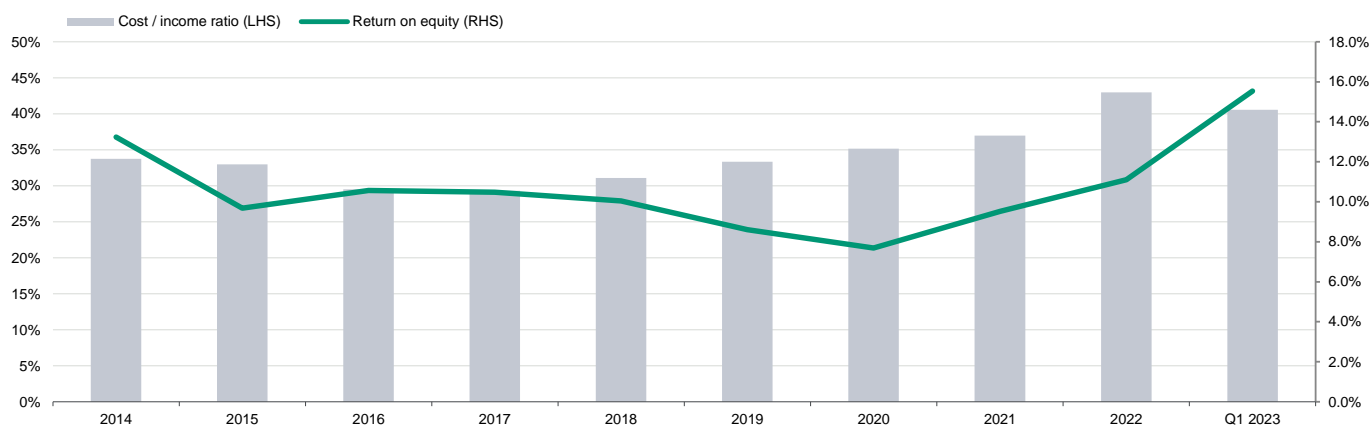
SBAB presented stable earnings in Q1 2023, which resulted in a reported return on equity of 13.3%, above the bank's internal target of 10%. SBAB's net interest margin (NIM) increased to 0.85% in Q1 2023 from 0.73% in the year-earlier period because of rising interest rates.

On 26 April 2023, the Swedish Riksbank raised its policy rate to 3.5% from 3.0%, which is credit positive for Swedish banks. The majority of SBAB's mortgage loans have variable 3-month interest rates (60.5% as of end-March 2023), allowing SBAB to re-price loans relatively quickly.

As of year-end 2022, SBAB owns 100% of Booli — one of Sweden's largest housing websites and search engines for homes. In May 2021, SBAB acquired 58% of the shares in Boappa AB, which is Sweden's largest communication platform for tenant-owners' associations, with a call option for SBAB to acquire the remaining shares. SBAB's total ownership in Boappa AB was 67% as of 31 December 2022. Whereas we do not expect these sites to contribute to SBAB's earnings in the next couple of years, it does give the bank additional sales channels.

SBAB's has a relatively higher earnings stability than many peers. SBAB is an efficient lender operating without a retail branch network. Although the bank's adjusted cost-to-income ratio has deteriorated for the last three years because of higher operating costs, it remained relatively low at 43% for the year 2022. The ratio improved to 40.6% in the first quarter of 2023 (see Exhibit 4), largely due to higher interest rates².

Exhibit 4

Q1 2022 earnings were positively impacted by rising interest rates

Moody's adjusted figures

Source: Moody's Investors Service

Our assigned Profitability score of baa3 includes two notches positive adjustment, reflecting the bank's relative earnings stability and our forward-looking expectations of slightly higher net income going forward, supported by the central bank interest rate hike.

High reliance on market funding, but deposit base is increasing

We view SBAB's high reliance on market funding as a weakness, which is shared with many of its Nordic peers. The high reliance on market funding is mitigated by the fact that a large portion of the funding benefits from the resilient domestic covered bond market, along with a sustained increase in deposit funding.

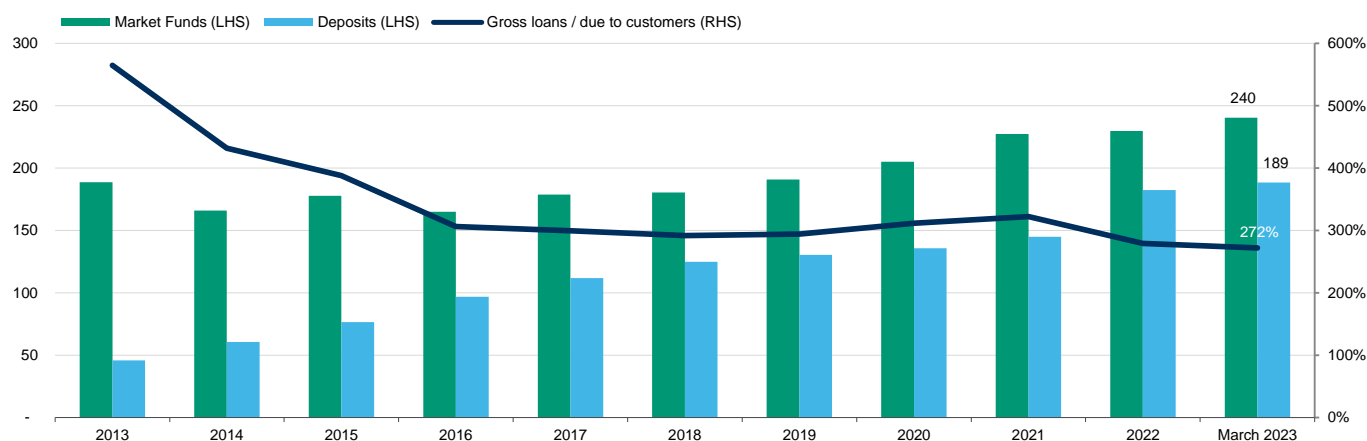
SBAB's market funding/tangible assets stood at 38.1% at the end of March 2023. Covered bonds (rated Aaa) accounted for more than half of the bank's long-term funding, and around 76% of these were SEK denominated as of the same date. This debt class benefits from a deep local market with stable domestic investors, and we reflect these strengths by viewing covered bonds denominated in local currency as a particularly stable source of funding for all Swedish banks. Consequently, the upward adjustment in the Funding score of baa2 reflects the comparatively stronger Swedish covered bond market, i.e. the bank's SEK-denominated covered bonds.

SBAB's funding profile has improved over the last few years following its strategy to extend maturities, with a number of successful benchmark issues and a reduction in foreign currency exposures.

In addition, SBAB has actively reduced its reliance on market funding through increasing deposits, reducing its gross loans/deposits to 272% as of end March 2023 (from 565% at end December 2013). We view the increase in deposits as a sustainable improvement which provides the bank with relatively sticky funding, given the gradual and granular increase in the flow of new depositors. While the bank's growing deposit base reduces the dependence on market funding, we recognize that SBAB's focus on competitive deposit rates, which has resulted in an inflow of SEK34 billion deposits since mid-2022, could mean that some depositors are more price sensitive. However, the bank has built a strong depositor base in recent years, solidifying the overall resilience of the funding profile.

Exhibit 5

SBAB's gradual increase in deposits appears sustainable (SEK billion)



Source: Moody's Investors Service

SBAB needs to fulfill the recapitalisation amount of the minimum requirement of own funds and eligible liabilities (MREL) with subordination requirements by 1 January 2024. The new MREL decisions based on the updated EU Bank Recovery and Resolution Directive (BRRD2), were announced in December 2021³, and the updated subordination requirement resulted in lower senior non-preferred (SNP) needs compared to the previous Swedish requirements.

SBAB has adequate liquidity

SBAB's liquidity position is adequate, as captured by the ba1 assigned Liquid Resources score. Moody's calculated liquid banking assets consist mainly of highly rated securities, which totalled SEK74 billion at the end of 2022, equivalent to 12.3% of its tangible banking assets. The bank's reported liquidity reserve was SEK108.6 billion as of the same date, equivalent to 14.2% of tangible banking assets and equivalent to a ba1 liquidity score. SBAB's reported liquidity coverage ratio (all currencies combined) was a high 232% at end of March 2023.

Monoline adjustment to reflect a lack of business diversification

Similar to that for other rated entities focused on one activity, we apply a one-notch negative adjustment for lack of business diversification to SBAB's financial profile. This is to reflect the fact that the bank's revenue is mostly derived from its mortgage lending activities and SBAB's business model is less diversified than that of a full-service bank. This adjustment is shared with other purely focused lenders, including Skandiabanken in Sweden.

Source of facts and figures cited in this report

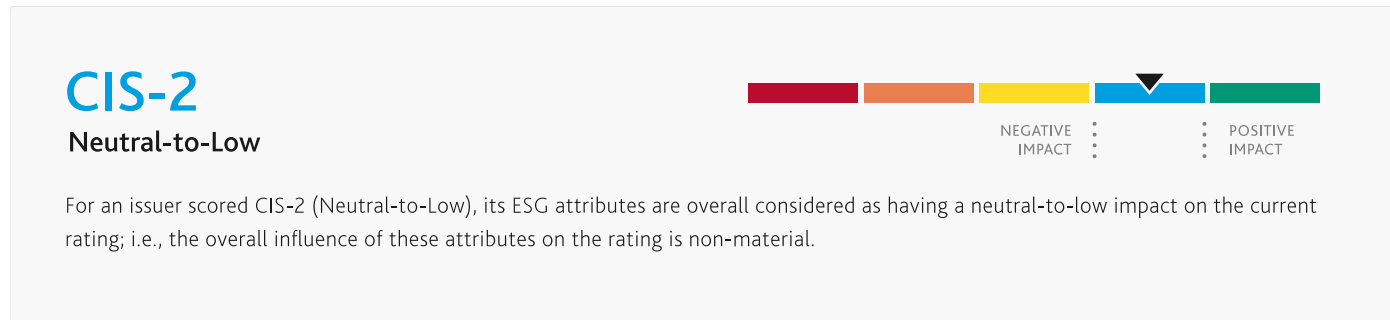
The financial data in this report are sourced from SBAB's financial statements or Moody's Financial Metrics, unless otherwise stated.

ESG considerations

SBAB Bank AB (publ)'s ESG Credit Impact Score is Neutral-to-Low CIS-2

Exhibit 6

ESG Credit Impact Score




Source: Moody's Investors Service

SBAB's ESG Credit Impact Score is neutral-to-low (**CIS-2**). This reflects the limited credit impact of environmental and social factors on the rating to date, and neutral-to-low governance risks.

Exhibit 7

ESG Issuer Profile Scores



Source: Moody's Investors Service

Environmental

SBAB faces low environmental risks, specifically in relation to carbon transition risks. This is because of the structure of its loan book, predominantly composed of mortgages, and with a negligible exposure to corporate lending, which typically carry higher carbon transition risk.

Social

SBAB faces high industry-wide social risks related to regulatory and litigation risks, requiring high compliance standards. These risks are mitigated by the bank's developed policies and procedures. High cyber and personal data risks are mitigated by the bank's strong IT framework.

Governance

SBAB has low governance risks. Although SBAB is owned by the Swedish government, the bank's corporate governance practices follow general standards, without any evidence of intrusive government interference. In addition, Sweden's developed institutional framework mitigates the associated governance risks.

ESG Issuer Profile Scores and Credit Impact Scores for the rated entity/transaction are available on Moodys.com. In order to view the latest scores, please click [here](#) to go to the landing page for the entity/transaction on MDC and view the ESG Scores section.

Support and structural considerations

Loss Given Failure (LGF) analysis

We apply our Advanced LGF analysis to SBAB as the bank is incorporated in Sweden, which we consider an operational resolution regime as it is subject to the EU Bank Recovery and Resolution Directive (BRRD). For this analysis, we assume that equity and losses are at 3% and 8%, respectively, of tangible banking assets in a failure scenario. We also assume a 25% run-off of junior wholesale deposits and a 5% run-off of preferred deposits. Moreover, we assign a 25% probability to junior deposits being preferred to senior unsecured debt. These are in line with our standard assumptions. Particular to SBAB and other Swedish pure mortgage lenders, we assume the proportion of deposits considered junior at 10%, compared to our standard assumption of 26%, because of their largely retail-oriented depositor base.

Our Advanced LGF analysis indicates a very low loss given failure for junior depositors and senior unsecured creditors, resulting in a two-notch uplift of the relevant ratings, from the bank's baa1 Adjusted BCA.

SBAB's junior deposit and senior debt ratings reflect our expectations that the bank will issue senior non-preferred debt to fulfill the subordination amount of MREL by year-end 2023.

For junior senior debt (called senior non-preferred by the market), which is positioned in line with the bank's Adjusted BCA, our Advanced LGF analysis indicates a moderate loss given failure, given the small volume of debt and limited protection from more subordinated instruments and residual equity.

Government support considerations

SBAB is fully owned by the Swedish government and has an important market share in the Swedish mortgage market. This guides our expectation of a moderate probability of government support for SBAB's deposit and senior unsecured debt, which results in a one notch rating uplift for these debt classes.

Counterparty Risk (CR) Assessment

SBAB's CR Assessment is Aa3(cr)/P-1(cr)

The CR Assessment, before government support, is three notches above the Adjusted BCA based on our view that senior obligations represented by the CR Assessment will be more likely preserved than senior unsecured debt to minimise losses, avoid disruption of critical functions and limit contagion. In addition, moderate probability of government support results in an additional uplift of one notch uplift.

Counterparty Risk Ratings (CRRs)

SBAB's CRRs are Aa3/P-1

The CRRs, before government support, are three notches above SBAB's Adjusted BCA of baa1, reflecting extremely low loss given failure from the high volume of instruments that are subordinated to CRR liabilities, along with one notch of government support.

Methodology and scorecard

About Moody's Bank Scorecard

Our scorecard is designed to capture, express and explain in summary form our Rating Committee's judgement. When read in conjunction with our research, a fulsome presentation of our judgement is expressed. As a result, the output of our scorecard may materially differ from that suggested by raw data alone (though it has been calibrated to avoid the frequent need for strong divergence). The scorecard output and the individual scores are discussed in rating committees and may be adjusted up or down to reflect conditions specific to each rated entity.

Rating methodology and scorecard factors

Exhibit 8

SBAB Bank AB (publ)

Macro Factors							
Weighted Macro Profile		Strong +	100%				
Factor	Historic Ratio	Initial Score	Expected Trend	Assigned Score	Key driver #1	Key driver #2	
Solvency							
Asset Risk							
Problem Loans / Gross Loans	0.1%	aa1	↔	aa2	Sector concentration		
Capital							
Tangible Common Equity / Risk Weighted Assets (Basel III - transitional phase-in)	13.2%	a2	↑	a2	Risk-weighted capitalisation	Stress capital resilience	
Profitability							
Net Income / Tangible Assets	0.3%	ba2	↑	baa3	Earnings quality	Expected trend	
Combined Solvency Score		a2		a2			
Liquidity							
Funding Structure							
Market Funds / Tangible Banking Assets	38.2%	ba2	↑↑	baa2	Market funding quality		
Liquid Resources							
Liquid Banking Assets / Tangible Banking Assets	12.3%	ba1	↔	ba1	Stock of liquid assets		
Combined Liquidity Score		ba2		baa3			
Financial Profile							
				a3			
Qualitative Adjustments				Adjustment			
Business Diversification				-1			
Opacity and Complexity				0			
Corporate Behavior				0			
Total Qualitative Adjustments				-1			
Sovereign or Affiliate constraint				Aaa			
BCA Scorecard-indicated Outcome - Range				a3 - baa2			
Assigned BCA				baa1			
Affiliate Support notching				0			
Adjusted BCA				baa1			
Balance Sheet							
		in-scope (SEK Million)		% in-scope	at-failure (SEK Million)	% at-failure	
Other liabilities		350,688		55.7%	363,883	57.8%	
Deposits		188,508		29.9%	175,312	27.8%	
Preferred deposits		169,657		26.9%	161,174	25.6%	
Junior deposits		18,851		3.0%	14,138	2.2%	
Senior unsecured bank debt		47,900		7.6%	47,900	7.6%	
Junior senior unsecured bank debt		16,300		2.6%	16,300	2.6%	
Dated subordinated bank debt		2,000		0.3%	2,000	0.3%	
Preference shares (bank)		5,800		0.9%	5,800	0.9%	
Equity		18,903		3.0%	18,903	3.0%	
Total Tangible Banking Assets		630,099		100.0%	630,099	100.0%	

Debt Class	De Jure waterfall		De Facto waterfall		Notching		LGF Notching Guidance vs. Adjusted BCA	Assigned LGF notching	Additional Notching	Preliminary Rating Assessment
	Instrument volume + subordination	Sub-ordination	Instrument volume + subordination	Sub-ordination	De Jure	De Facto				
Counterparty Risk Rating	16.7%	16.7%	16.7%	16.7%	3	3	3	3	0	a1
Counterparty Risk Assessment	16.7%	16.7%	16.7%	16.7%	3	3	3	3	0	a1 (cr)
Deposits	16.7%	6.8%	16.7%	14.4%	2	3	2	2	0	a2
Senior unsecured bank debt	16.7%	6.8%	14.4%	6.8%	2	2	2	2	0	a2
Junior senior unsecured bank debt	6.8%	4.2%	6.8%	4.2%	0	0	0	0	0	baa1
Dated subordinated bank debt	4.2%	3.9%	4.2%	3.9%	-1	-1	-1	-1	0	baa2
Non-cumulative bank preference shares	3.9%	3.0%	3.9%	3.0%	-1	-1	-1	-1	-2	ba1

Instrument Class	Loss Given Failure notching	Additional notching	Preliminary Rating Assessment	Government Support notching	Local Currency Rating	Foreign Currency Rating
Counterparty Risk Rating	3	0	a1	1	Aa3	Aa3
Counterparty Risk Assessment	3	0	a1 (cr)	1	Aa3(cr)	
Deposits	2	0	a2	1	A1	A1
Senior unsecured bank debt	2	0	a2	1	A1	A1
Junior senior unsecured bank debt	0	0	baa1	0	Baa1	Baa1
Dated subordinated bank debt	-1	0	baa2	0	Baa2	(P)Baa2
Non-cumulative bank preference shares	-1	-2	ba1	0	Ba1 (hyb)	

[1] Where dashes are shown for a particular factor (or sub-factor), the score is based on non-public information.

Source: Moody's Investors Service

Ratings

Exhibit 9

Category	Moody's Rating
SBAB BANK AB (PUBL)	
Outlook	Stable
Counterparty Risk Rating	Aa3/P-1
Bank Deposits	A1/P-1
Baseline Credit Assessment	baa1
Adjusted Baseline Credit Assessment	baa1
Counterparty Risk Assessment	Aa3(cr)/P-1(cr)
Issuer Rating	A1
Senior Unsecured	A1
Junior Senior Unsecured	Baa1
Junior Senior Unsecured MTN	(P)Baa1
Subordinate -Dom Curr	Baa2
Pref. Stock Non-cumulative -Dom Curr	Ba1 (hyb)
Commercial Paper	P-1
Other Short Term	(P)P-1

Source: Moody's Investors Service

Endnotes

1 [Swedish banks capital requirements, first quarter 2023](#)

2 The risk tax, introduced in 2022, is accounted for in 'taxes other than income taxes' in Moody's accounts, which is included in operating expenses, thus affecting Moody's calculated cost-to-income ratio. This explains the difference between the bank reported and Moody's adjusted cost to income ratios.

3 [Decisions on resolution plans and MREL, Swedish National Debt Office](#)

© 2023 Moody's Corporation, Moody's Investors Service, Inc., Moody's Analytics, Inc. and/or their licensors and affiliates (collectively, "MOODY'S"). All rights reserved. CREDIT RATINGS ISSUED BY MOODY'S CREDIT RATINGS AFFILIATES ARE THEIR CURRENT OPINIONS OF THE RELATIVE FUTURE CREDIT RISK OF ENTITIES, CREDIT COMMITMENTS, OR DEBT OR DEBT-LIKE SECURITIES, AND MATERIALS, PRODUCTS, SERVICES AND INFORMATION PUBLISHED BY MOODY'S (COLLECTIVELY, "PUBLICATIONS") MAY INCLUDE SUCH CURRENT OPINIONS. MOODY'S DEFINES CREDIT RISK AS THE RISK THAT AN ENTITY MAY NOT MEET ITS CONTRACTUAL FINANCIAL OBLIGATIONS AS THEY COME DUE AND ANY ESTIMATED FINANCIAL LOSS IN THE EVENT OF DEFAULT OR IMPAIRMENT. SEE APPLICABLE MOODY'S RATING SYMBOLS AND DEFINITIONS PUBLICATION FOR INFORMATION ON THE TYPES OF CONTRACTUAL FINANCIAL OBLIGATIONS ADDRESSED BY MOODY'S CREDIT RATINGS. CREDIT RATINGS DO NOT ADDRESS ANY OTHER RISK, INCLUDING BUT NOT LIMITED TO: LIQUIDITY RISK, MARKET VALUE RISK, OR PRICE VOLATILITY. CREDIT RATINGS, NON-CREDIT ASSESSMENTS ("ASSESSMENTS"), AND OTHER OPINIONS INCLUDED IN MOODY'S PUBLICATIONS ARE NOT STATEMENTS OF CURRENT OR HISTORICAL FACT. MOODY'S PUBLICATIONS MAY ALSO INCLUDE QUANTITATIVE MODEL-BASED ESTIMATES OF CREDIT RISK AND RELATED OPINIONS OR COMMENTARY PUBLISHED BY MOODY'S ANALYTICS, INC. AND/OR ITS AFFILIATES. MOODY'S CREDIT RATINGS, ASSESSMENTS, OTHER OPINIONS AND PUBLICATIONS DO NOT CONSTITUTE OR PROVIDE INVESTMENT OR FINANCIAL ADVICE, AND MOODY'S CREDIT RATINGS, ASSESSMENTS, OTHER OPINIONS AND PUBLICATIONS ARE NOT AND DO NOT PROVIDE RECOMMENDATIONS TO PURCHASE, SELL, OR HOLD PARTICULAR SECURITIES. MOODY'S CREDIT RATINGS, ASSESSMENTS, OTHER OPINIONS AND PUBLICATIONS DO NOT COMMENT ON THE SUITABILITY OF AN INVESTMENT FOR ANY PARTICULAR INVESTOR. MOODY'S ISSUES ITS CREDIT RATINGS, ASSESSMENTS AND OTHER OPINIONS AND PUBLISHES ITS PUBLICATIONS WITH THE EXPECTATION AND UNDERSTANDING THAT EACH INVESTOR WILL, WITH DUE CARE, MAKE ITS OWN STUDY AND EVALUATION OF EACH SECURITY THAT IS UNDER CONSIDERATION FOR PURCHASE, HOLDING, OR SALE.

MOODY'S CREDIT RATINGS, ASSESSMENTS, OTHER OPINIONS, AND PUBLICATIONS ARE NOT INTENDED FOR USE BY RETAIL INVESTORS AND IT WOULD BE RECKLESS AND INAPPROPRIATE FOR RETAIL INVESTORS TO USE MOODY'S CREDIT RATINGS, ASSESSMENTS, OTHER OPINIONS OR PUBLICATIONS WHEN MAKING AN INVESTMENT DECISION. IF IN DOUBT YOU SHOULD CONTACT YOUR FINANCIAL OR OTHER PROFESSIONAL ADVISER.

ALL INFORMATION CONTAINED HEREIN IS PROTECTED BY LAW, INCLUDING BUT NOT LIMITED TO, COPYRIGHT LAW, AND NONE OF SUCH INFORMATION MAY BE COPIED OR OTHERWISE REPRODUCED, REPACKAGED, FURTHER TRANSMITTED, TRANSFERRED, DISSEMINATED, REDISTRIBUTED OR RESOLD, OR STORED FOR SUBSEQUENT USE FOR ANY SUCH PURPOSE, IN WHOLE OR IN PART, IN ANY FORM OR MANNER OR BY ANY MEANS WHATSOEVER, BY ANY PERSON WITHOUT MOODY'S PRIOR WRITTEN CONSENT.

MOODY'S CREDIT RATINGS, ASSESSMENTS, OTHER OPINIONS AND PUBLICATIONS ARE NOT INTENDED FOR USE BY ANY PERSON AS A BENCHMARK AS THAT TERM IS DEFINED FOR REGULATORY PURPOSES AND MUST NOT BE USED IN ANY WAY THAT COULD RESULT IN THEM BEING CONSIDERED A BENCHMARK.

All information contained herein is obtained by MOODY'S from sources believed by it to be accurate and reliable. Because of the possibility of human or mechanical error as well as other factors, however, all information contained herein is provided "AS IS" without warranty of any kind. MOODY'S adopts all necessary measures so that the information it uses in assigning a credit rating is of sufficient quality and from sources MOODY'S considers to be reliable including, when appropriate, independent third-party sources. However, MOODY'S is not an auditor and cannot in every instance independently verify or validate information received in the credit rating process or in preparing its Publications.

To the extent permitted by law, MOODY'S and its directors, officers, employees, agents, representatives, licensors and suppliers disclaim liability to any person or entity for any indirect, special, consequential, or incidental losses or damages whatsoever arising from or in connection with the information contained herein or the use of or inability to use any such information, even if MOODY'S or any of its directors, officers, employees, agents, representatives, licensors or suppliers is advised in advance of the possibility of such losses or damages, including but not limited to: (a) any loss of present or prospective profits or (b) any loss or damage arising where the relevant financial instrument is not the subject of a particular credit rating assigned by MOODY'S.

To the extent permitted by law, MOODY'S and its directors, officers, employees, agents, representatives, licensors and suppliers disclaim liability for any direct or compensatory losses or damages caused to any person or entity, including but not limited to by any negligence (but excluding fraud, willful misconduct or any other type of liability that, for the avoidance of doubt, by law cannot be excluded) on the part of, or any contingency within or beyond the control of, MOODY'S or any of its directors, officers, employees, agents, representatives, licensors or suppliers, arising from or in connection with the information contained herein or the use of or inability to use any such information.

NO WARRANTY, EXPRESS OR IMPLIED, AS TO THE ACCURACY, TIMELINESS, COMPLETENESS, MERCHANTABILITY OR FITNESS FOR ANY PARTICULAR PURPOSE OF ANY CREDIT RATING, ASSESSMENT, OTHER OPINION OR INFORMATION IS GIVEN OR MADE BY MOODY'S IN ANY FORM OR MANNER WHATSOEVER.

Moody's Investors Service, Inc., a wholly-owned credit rating agency subsidiary of Moody's Corporation ("MCO"), hereby discloses that most issuers of debt securities (including corporate and municipal bonds, debentures, notes and commercial paper) and preferred stock rated by Moody's Investors Service, Inc. have, prior to assignment of any credit rating, agreed to pay to Moody's Investors Service, Inc. for credit ratings opinions and services rendered by it fees ranging from \$1,000 to approximately \$5,000,000. MCO and Moody's Investors Service also maintain policies and procedures to address the independence of Moody's Investors Service credit ratings and credit rating processes. Information regarding certain affiliations that may exist between directors of MCO and rated entities, and between entities who hold credit ratings from Moody's Investors Service, Inc. and have also publicly reported to the SEC an ownership interest in MCO of more than 5%, is posted annually at www.moody.com under the heading "Investor Relations — Corporate Governance — Charter Documents - Director and Shareholder Affiliation Policy."

Additional terms for Australia only: Any publication into Australia of this document is pursuant to the Australian Financial Services License of MOODY'S affiliate, Moody's Investors Service Pty Limited ABN 61 003 399 657 AFSL 336969 and/or Moody's Analytics Australia Pty Ltd ABN 94 105 136 972 AFSL 383569 (as applicable). This document is intended to be provided only to "wholesale clients" within the meaning of section 761G of the Corporations Act 2001. By continuing to access this document from within Australia, you represent to MOODY'S that you are, or are accessing the document as a representative of, a "wholesale client" and that neither you nor the entity you represent will directly or indirectly disseminate this document or its contents to "retail clients" within the meaning of section 761G of the Corporations Act 2001. MOODY'S credit rating is an opinion as to the creditworthiness of a debt obligation of the issuer, not on the equity securities of the issuer or any form of security that is available to retail investors.

Additional terms for Japan only: Moody's Japan K.K. ("MJKK") is a wholly-owned credit rating agency subsidiary of Moody's Group Japan G.K., which is wholly-owned by Moody's Overseas Holdings Inc., a wholly-owned subsidiary of MCO. Moody's SF Japan K.K. ("MSFJ") is a wholly-owned credit rating agency subsidiary of MJKK. MSFJ is not a Nationally Recognized Statistical Rating Organization ("NRSRO"). Therefore, credit ratings assigned by MSFJ are Non-NRSRO Credit Ratings. Non-NRSRO Credit Ratings are assigned by an entity that is not a NRSRO and, consequently, the rated obligation will not qualify for certain types of treatment under U.S. laws. MJKK and MSFJ are credit rating agencies registered with the Japan Financial Services Agency and their registration numbers are FSA Commissioner (Ratings) No. 2 and 3 respectively.

MJKK or MSFJ (as applicable) hereby disclose that most issuers of debt securities (including corporate and municipal bonds, debentures, notes and commercial paper) and preferred stock rated by MJKK or MSFJ (as applicable) have, prior to assignment of any credit rating, agreed to pay to MJKK or MSFJ (as applicable) for credit ratings opinions and services rendered by it fees ranging from JPY100,000 to approximately JPY550,000,000.

MJKK and MSFJ also maintain policies and procedures to address Japanese regulatory requirements.

REPORT NUMBER 1367009

CLIENT SERVICES

Americas	1-212-553-1653
Asia Pacific	852-3551-3077
Japan	81-3-5408-4100
EMEA	44-20-7772-5454